



MX51x de/dhe

## Lexmark MX510 and MX511 Series

### Flexible. Fast. Feature-Rich.

The Lexmark MX510 Series MFP saves time with fast processor, print, copy and scan speeds, plus delivers productivity solutions that can propel your business forwards. Want more solutions? Choose the MX511de featuring fax, or the MX511dhe with fax and hard disk drive.

### Get more done. Faster.

Now you can achieve much more in less time. Smoother workflows and faster speeds are just some of the great features that will help your business be more productive.

**Faster processing:** Improve your print, scan and copy speeds by taking advantage of up to 2.5 GB of upgradable memory, an 800 MHz dual-core processor and Gigabit Ethernet.



Up to 42 ppm



10.9-cm (4.3-inch)  
Touch Screen



Solutions



Security



**Reliable performance:** Easily print up to 12,000 pages per month, plus enjoy fewer maintenance hassles, thanks to our state-of-the-art paper handling.

**Keep jobs moving:** With a maximum input capacity of up to 2,000 sheets and an ultra high yield toner cartridge, you won't have to add paper or change cartridges as often.

**Get work done quickly:** Enjoy print speeds up to 42 pages per minute, plus print or copy your first page in as little as 6.5 seconds.

### Professional results. No training required.

Look sharp from the start. Our multifunction printer with its easy-to-use touch screen and impressive speed lets you power through any print job quickly.

**Smart and easy to use:** A 10.9 cm (4.3 inch) colour touch screen provides access to pre-installed productivity solutions and lets you operate the system through smart and intuitive navigation.

**Front USB port:** Print without a PC using our convenient USB port that lets you walk up, preview and print PDFs and many other file formats.



**Print on a wide range of media:** With built-in two-sided printing and the ability to print on diverse materials, you can do more for your business and use less paper.

**Innovative toner that optimises performance:** Get greater system performance with Lexmark's Unison™ Toner, which delivers consistent image quality from first print to last.

**Solutions-capable for a smarter workflow.**

Our solutions-capable, eco-friendly systems can simplify processes and help you quickly respond to changing business needs giving you a competitive edge.

**Work smarter not harder:** If you can use a mobile phone application, you can use our pre-loaded solutions. Touch the screen and access shortcuts to scan, print or send faxes, emails and other business-critical documents fast.

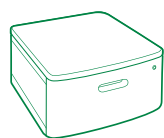
**Save resources and the planet:** With pre-installed solutions like Eco-copy, as well as Forms and Favourites, you can print only the forms you need, saving toner, paper and the environment.

**Enjoy enterprise-level security:** Now you can authenticate, authorise and audit employee usage, plus protect sensitive data using standard network security protocols.

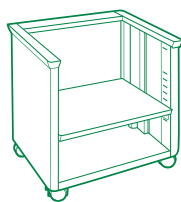
**Print Anytime and Anywhere\*:** With this system, you can print from desktops as well as mobile devices that can run applications.

\* For more information on Lexmark Mobile Solutions see: [lexmark.com/mobile](http://lexmark.com/mobile)

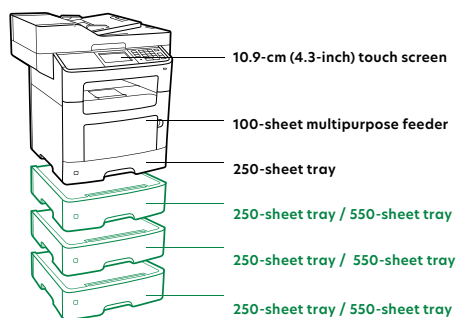
## MX510 and MX511 Series printer features



Swivel cabinet



Adjustable stand



| Product specifications                          | Lexmark MX510de  | Lexmark MX511de  | Lexmark MX511dhe   |
|---|--|--|--|
| <b>Print</b>                                    |  |  |  |
| Display   | Lexmark e-Task 4.3-inch (10.9 cm) colour touch screen  |  |  |
| Print Speed: Up to <sup>6</sup>                 | Black: 42 ppm  |  |  |
| Time to First Page: As fast as                  | Black: 6.5 seconds   |  |  |
| Print Resolution                                | Black: 1200 Image Quality, 1200 x 1200 dpi, 2400 Image Quality, 600 x 600 dpi  |  |  |
| Memory / Processor                              | Standard: 512 MB / Maximum: 2560 MB / Dual Core, 0.8 MHz   | Standard: 512 MB / Maximum: 2560 MB / Dual Core, 800 MHz | Standard: 512 MB / Maximum: 2560 MB / Dual Core, 0.8 MHz |
| Hard Disk                                       | Option available   |  | Included in configuration                                |
| Recommended Monthly Page Volume <sup>2</sup>    | 2000 - 12000 pages   |  |  |
| Maximum Monthly Duty Cycle: Up to <sup>3</sup>  | 120000 pages per month   |  |  |
| <b>Copy</b>                                     |  |  |  |
| Copy Speed: Up to <sup>6</sup>                  | Black: 42 cpm  |  |  |
| Time to First Copy: as fast as                  | Black: 6.5 seconds   |  |  |
| <b>Scan</b>                                     |  |  |  |
| Scanner Type / ADF Scan                         | Flatbed scanner with ADF / RADF (reversing Duplex)   |  |  |
| A4/Ltr Duplex Scan Speed: Up to                 | Black: 18 / 19 sides per minute / Colour: 8 / 9 sides per minute   |  |  |
| A4/Ltr Simplex Scan Speed: Up to                | Black: 41 / 43 sides per minute / Colour: 19 / 20 sides per minute   |  |  |
| ADF Paper Input Capacity: Up to                 | 50 pages 75 gsm bond   |  |  |
| <b>Fax</b>                                      |  |  |  |
| Modem Speed                                     | N/A Kbps   | ITU T.30, V.34 Half-Duplex, 33.6 Kbps                    |  |
| <b>Supplies<sup>7</sup></b>                     |  |  |  |
| Laser Cartridge Yields (up to) <sup>1</sup>     | 2,500-page Cartridge, 10,000-page High Yield Cartridge, 20,000-page Extra High Yield Cartridge   |  |  |
| Imaging Unit Estimated Yield: Up to             | 60000 pages, based on 3 average letter/A4-size pages per print job and ~ 5% coverage   |  |  |
| Cartridge(s) Shipping with Product <sup>1</sup> | 5,000-page Starter Return Program Toner Cartridge  |  |  |
| <b>Paper Handling</b>                           |  |  |  |
| Included Paper Handling                         | 250-Sheet Input, 100-Sheet Multipurpose Feeder, 150-Sheet Output Bin, Integrated Duplex  |  |  |
| Optional Paper Handling                         | 250-Sheet Tray, 550-Sheet Tray, 550-Sheet Lockable Tray  |  |  |
| Paper Input Capacity: Up to                     | Standard: 350 pages 75 gsm bond / Maximum: 2000 pages 75 gsm bond  |  |  |
| Paper Output Capacity: Up to                    | Standard: 150 pages 75 gsm bond / Maximum: 150 pages 75 gsm bond   |  |  |
| Media Types Supported                           | Card Stock, Envelopes, Paper Labels, Plain Paper, Transparencies, Refer to the Card Stock & Label Guide.   |  |  |
| Media Sizes Supported                           | 10 Envelope, 7 3/4 Envelope, 9 Envelope, A4, A5, DL Envelope, Executive, Folio, JIS-B5, Legal, Letter, Statement, Universal, Oficio, A6  |  |  |
| <b>General Information<sup>4</sup></b>          |  |  |  |
| Standard Connectivity                           | One Internal Card Slot, USB 2.0 Specification Hi-Speed Certified (Type B), Gigabit Ethernet (10/100/1000), Front USB 2.0 Specification Hi-Speed Certified port (Type A), Rear USB 2.0 Specification Hi-Speed Certified port (Type A) |  |  |
| Optional Network Ports / Optional Local Ports   | Internal MarkNet N8350 802.11b/g/n Wireless / Internal RS-232C serial, Internal 1284-B Bidirectional Parallel  |  |  |
| Noise Level: Operating                          | Print: 56 dBA / Copy: 56 dBA / Scan: 55 dBA  |  |  |
| Specified Operating Environment                 | Temperature: 16 to 32°C (60 to 90°F), Humidity: 8 to 80% Relative Humidity, Altitude: 0 - 2896 Meters (9,500 Feet)   |  |  |
| Product Guarantee                               | 1-Year Onsite Service  | 1-Year Onsite Service, Next Business Day                 | 1-Year Onsite Service                                    |
| Size (mm - H x W x D) / Weight                  | 502 x 489 x 452 mm / 21.8 kg   |  |  |

<sup>1</sup>Average standard page yield value declared in accordance with ISO/IEC 19752. <sup>2</sup>"Recommended Monthly Page Volume" is a range of pages that helps customers evaluate Lexmark's product offerings based on the average number of pages customers plan to print on the device each month. Lexmark recommends that the number of pages per month be within the stated range for optimum device performance, based on factors including: supplies replacement intervals, paper loading intervals, speed, and typical customer usage. <sup>3</sup>"Maximum Monthly Duty Cycle" is defined as the maximum number of pages a device could deliver in a month using a multishift operation. This metric provides a comparison of robustness in relation to other Lexmark printers and MFPs. <sup>4</sup>Printers are sold subject to certain license/agreement conditions. See [www.lexmark.com/printerlicense](http://www.lexmark.com/printerlicense) for details. <sup>5</sup>Actual Yield may vary based on other factors such as device speed, paper size and feed orientation, toner coverage, tray source, percentage of black-only printing and average print job complexity. <sup>6</sup>Print and copy speeds measured in accordance with ISO/IEC 24734 and ISO/IEC 24735 respectively (ESAT). For more information see: [www.lexmark.com/ISOspeeds](http://www.lexmark.com/ISOspeeds). <sup>7</sup>Product functions only with replacement cartridges designed for use in a specific geographical region. See [www.lexmark.com/regions](http://www.lexmark.com/regions) for more details.



[www.lexmark.com](http://www.lexmark.com)

© 2015 Lexmark and the Lexmark logo are trademarks of Lexmark International, Inc., registered in the United States and/or other countries. All other trademarks are the property of their respective owners. ENERGY STAR® is a U.S. registered mark.

AirPrint and the AirPrint logo are trademarks of Apple Inc.